



west.ie

Westgate  
Tuam Naofa  
Coolyduff  
Inniscara  
Co. Cork

Web: [www.west.ie](http://www.west.ie)

Tel: 021-4871901

# Beverage and Food Stocktake Report

Period: 01/01/2020 to 31/01/2020

31 days

Prepared By: Logbrook Services Ltd.  
enquires@west.ie  
021-4871901



Tuam Naofa  
Coolyduff  
Inniscara  
Co. Cork

Tel: 021-4871901  
Fax: 021-4871034  
Web: www.west.ie

**REVENUE**

Total Revenue	59390.02
Food	-31002.25
Total Sales	€ 28387.77
Less Vat @ 23%	€ 5308.28
Nett Sales	€ <u>23079.49</u>
Current Daily Sales	915.73
Previous Daily Sales	0.00
<b>Up Per Day</b>	<b>915.73</b>

**RECONCILIATION**

Total Revenue	28387.77
Champagne Comp	118.00
Promotion Drink	20.00
Wastage	578.70
Total	€ 29104.47

**COMMENTS**

All allowances are within the acceptable levels.  
Very Good Report. Keep up the good Work.

Sales Per Stock Sheet 28984.26

**Overage** € **120.21** (0.41% Variance)

Free of Charge Retail Value €2,469.00

Item	Cost of Purchase	Returns Value	Cost Ex Vat	Selling Inc Vat	% of Turnover	Gross Profit % Current	Gross Profit % Previous	Stock Value at Cost	Till	Allowances	Move-ment	Variance Retail	Variance Units
Large Bottles	2319.54	0.00	339.96	1044.20	3.60%	59.95%	0.00%	1979.58	1,049.90	0.00	1044.20	5.70	1
Bottle Beers	4370.80	0.00	662.85	2773.50	9.57%	70.60%	0.00%	3707.95	2,738.50	5.70	2773.50	-29.30	-6
Non alcoholic	3239.71	0.00	643.56	3005.15	10.37%	73.66%	0.00%	2596.15	3,002.90	9.00	3005.15	6.75	1
Draught	5796.96	0.00	2347.90	8258.80	28.49%	65.03%	0.00%	3449.06	8,162.80	257.00	8258.80	161.00	33
Spirits	7584.46	0.00	953.75	4850.33	16.73%	75.81%	0.00%	6630.71	4,806.01	28.00	4850.33	-16.32	-4
Liquers	3138.98	0.00	364.78	2088.78	7.21%	78.52%	0.00%	2774.20	2,006.96	4.50	2088.78	-77.32	-17
Wines	10544.88	-492.00	1990.70	6963.50	24.03%	64.84%	0.00%	8062.18	6,595.70	412.50	6963.50	44.70	3
Open Key	0.00	0.00	0.00	0.00	0.00%	0.00%	0.00%	0.00	25.00	0.00	0.00	25.00	1
<b>Totals €</b>	<u>36995.33</u>	<u>-492.00</u>	<u>7303.51</u>	<u>28984.26</u>	<u>100.00</u>	<u>69.01%</u>	<u>0.00%</u>	<u>29199.82</u>	<u>28,387.77</u>	<u>716.70</u>	<u>28984.26</u>	<u>120.21</u>	<u>13</u>

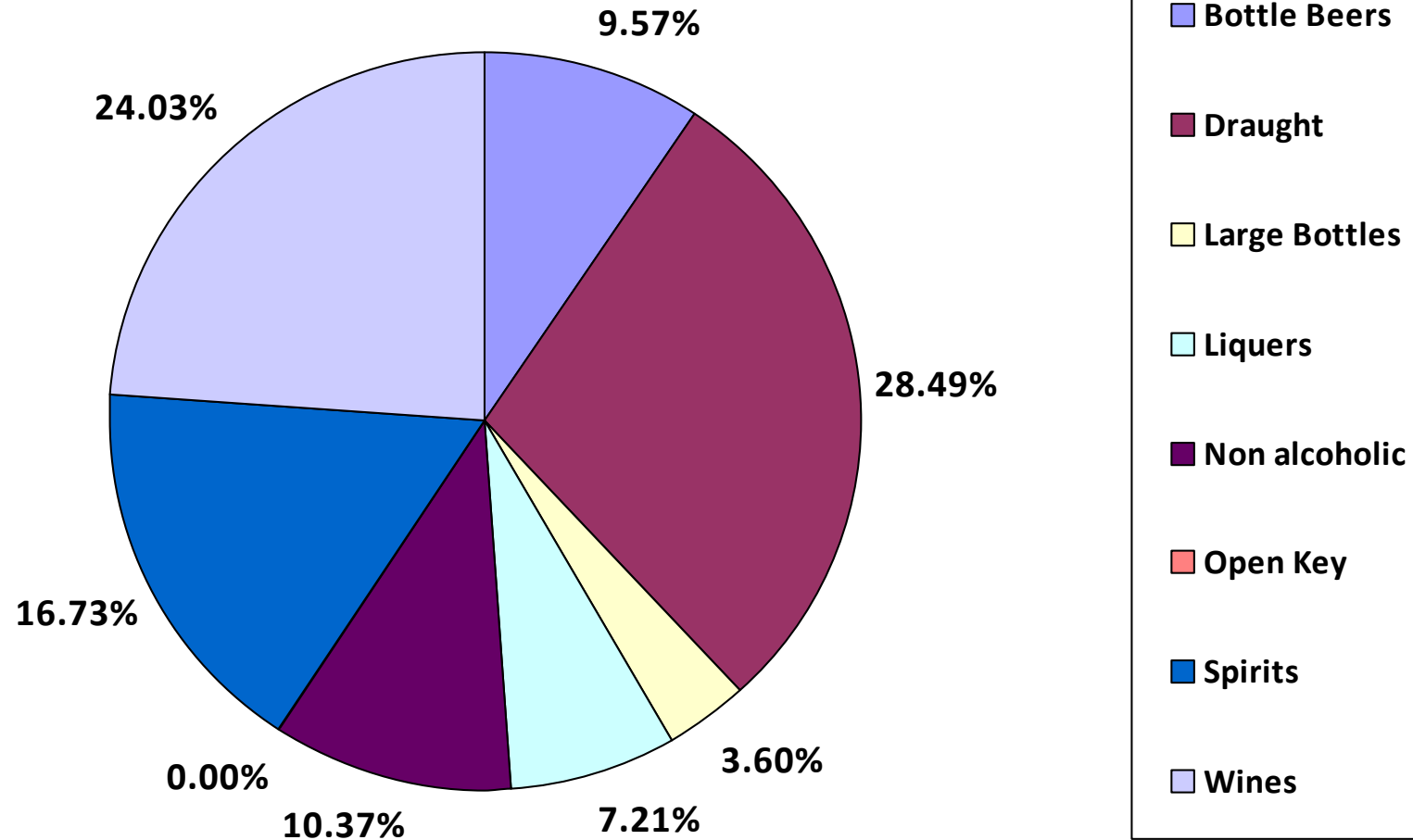
**GROSS PROFIT**  
**% GROSS PROFIT**

**€15,775.98**  
**68.35%**

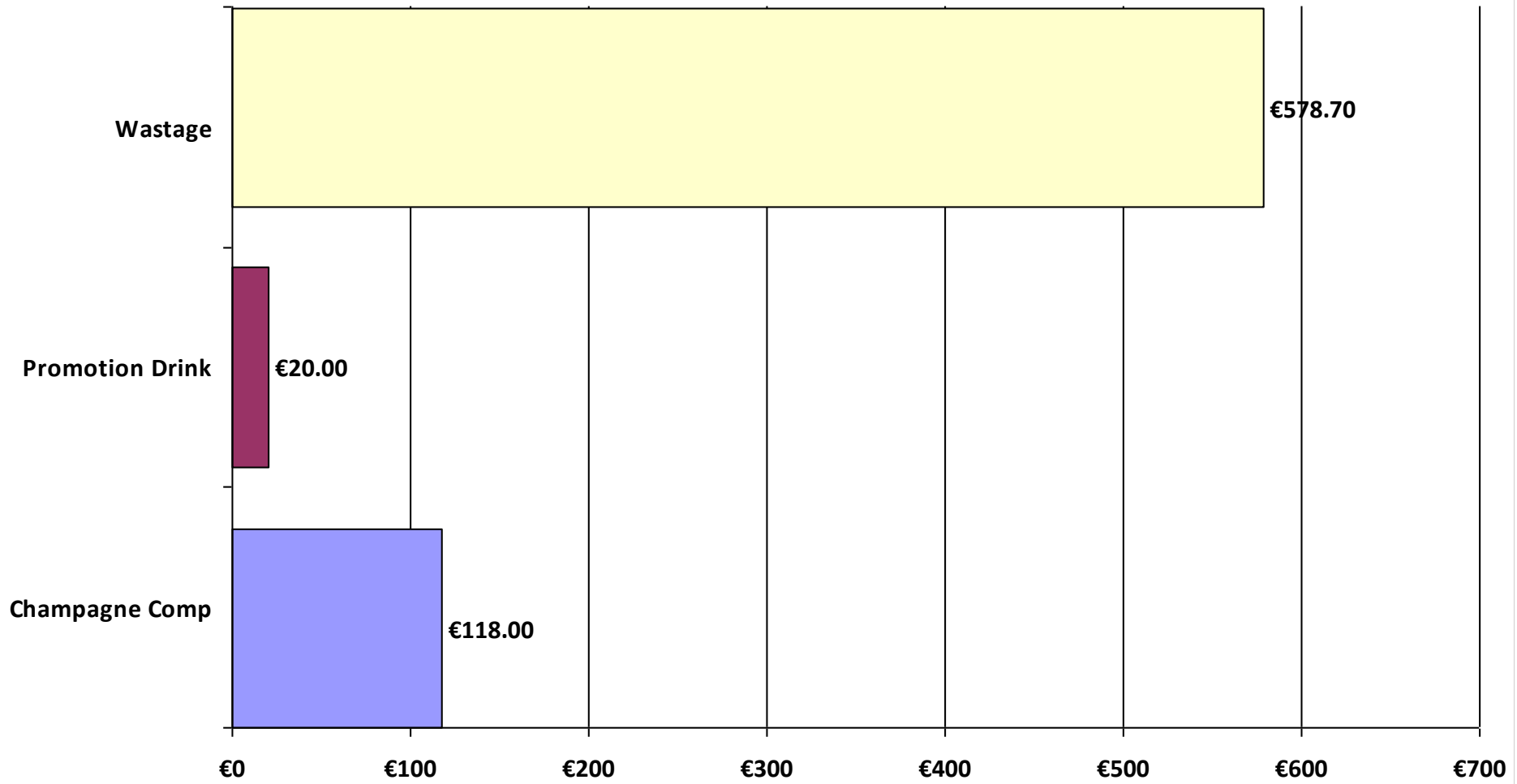
**% MARGIN COST**

**31.65%**

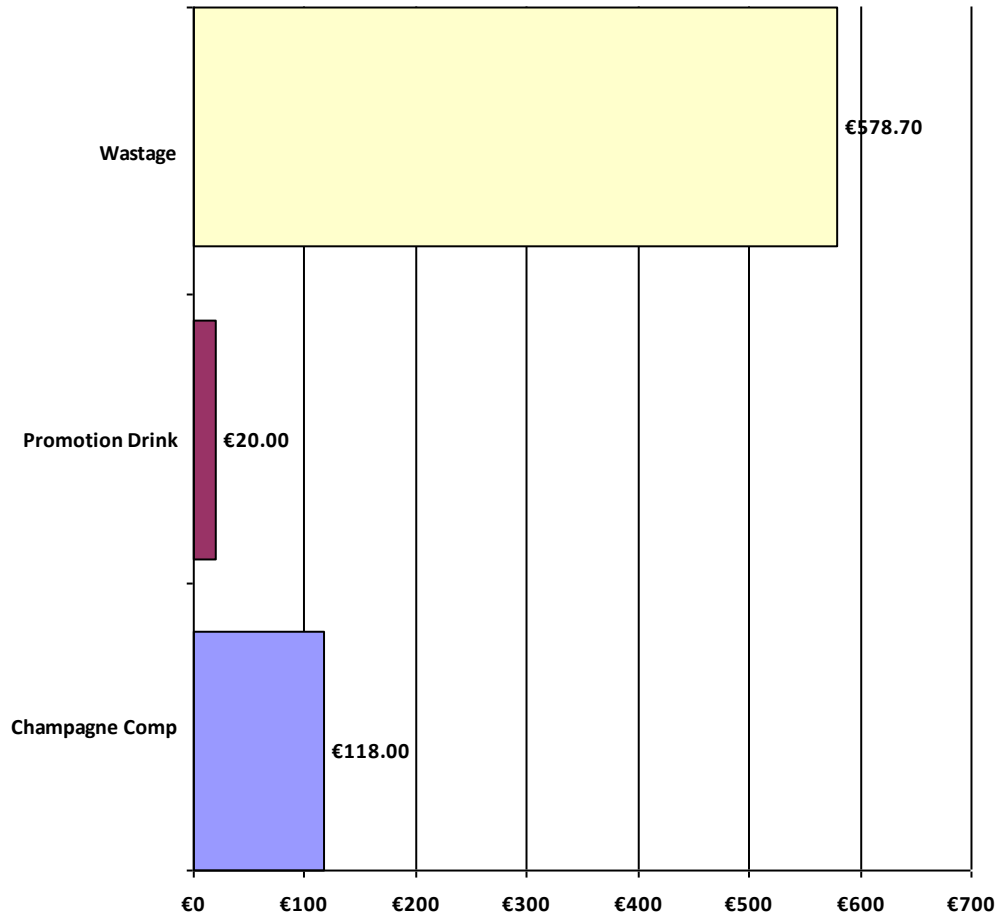
# Turnover



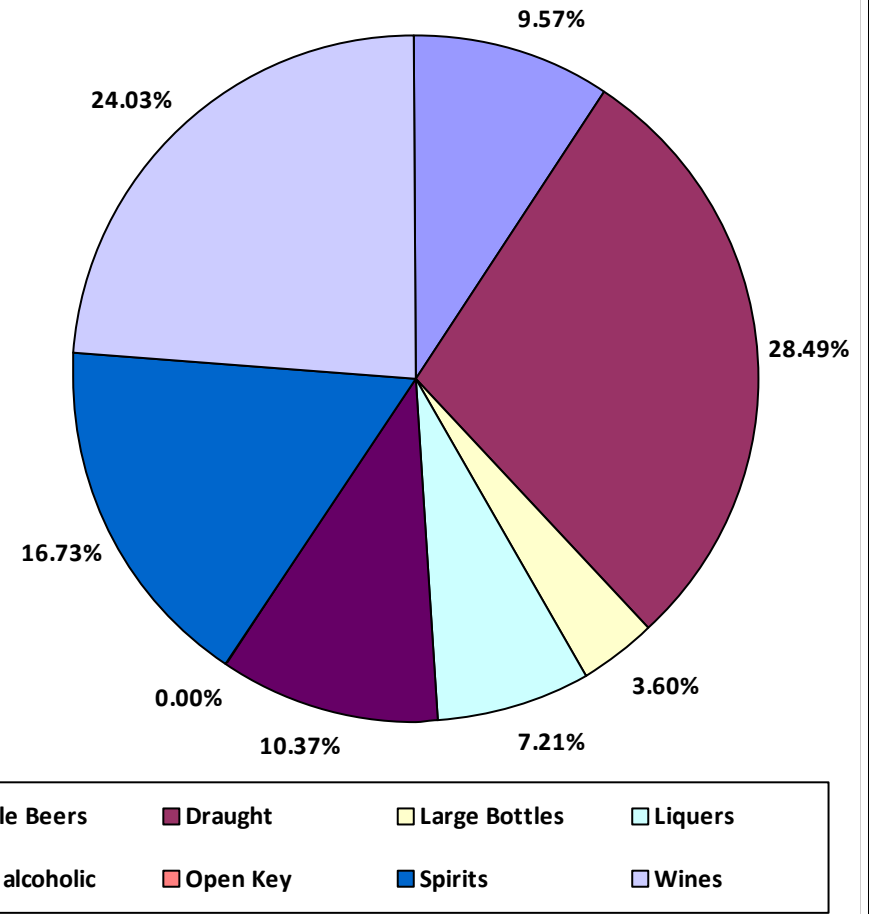
### Allowances



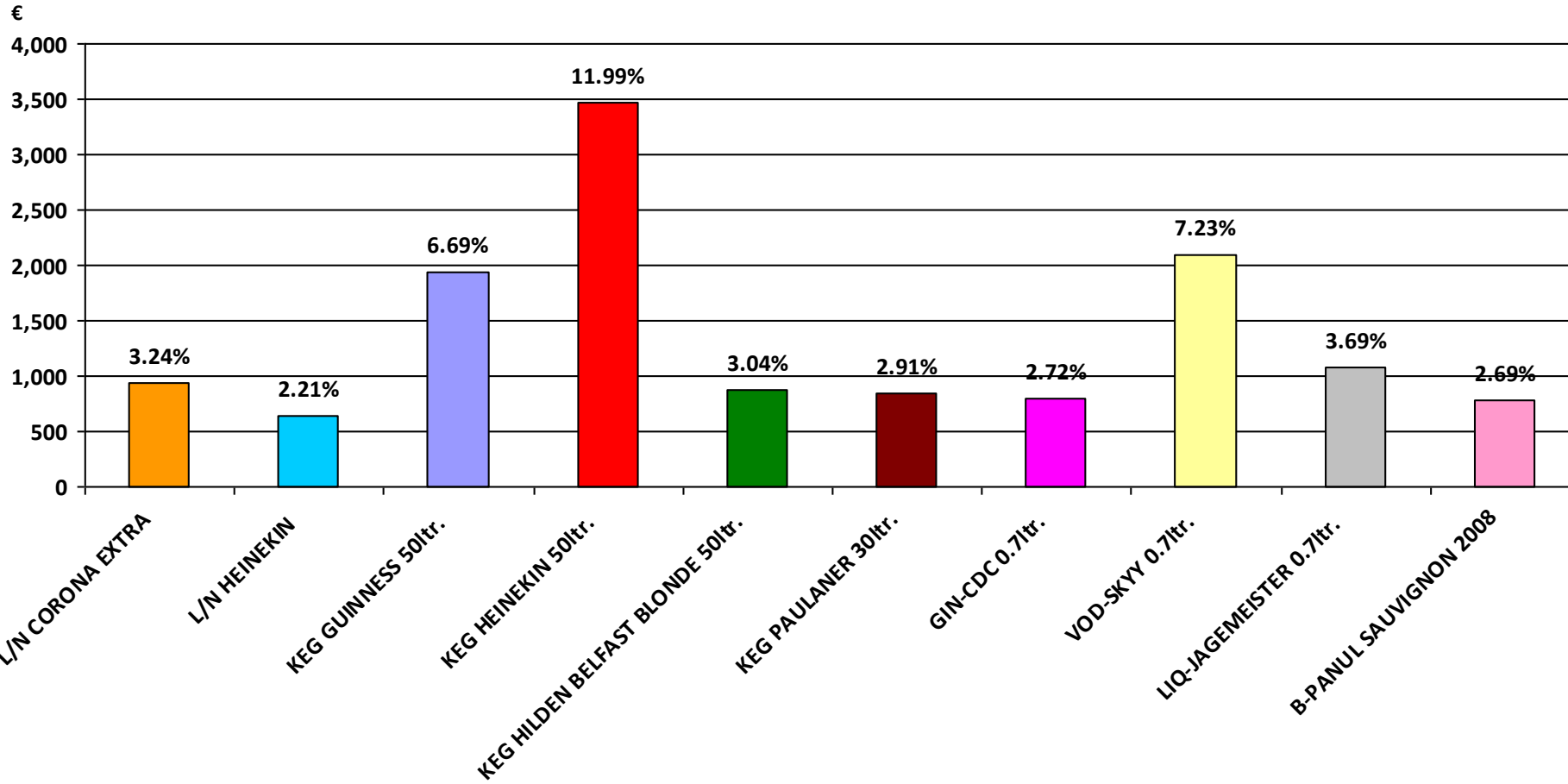
**Allowances**



**Turnover**



### Top 10 Retail Value



Description	Open Stock	Purch /ases	FOC	Returns	Trans /In	Trans /Out	Purchase Value	Closing Stock	Move /ment	Retail Value	Cost of Sales	Gross %	Till	+Allow	Variance Retail	Var. Units
<b>Large Bottles</b>																
LGE ASPALLS CIDER	0.00	24.00	0.00	0.00	0.00	0.00	63.60	20.00	4.00	24.00	10.60	45.67%	24.00	0.00	0.00	0
LGE BISHOPS FINGE	0.00	36.00	0.00	0.00	0.00	0.00	72.00	28.00	8.00	48.00	16.00	59.00%	48.00	0.00	0.00	0
LGE BLUE FROG BLO	0.00	0.00	0.00	0.00	0.00	0.00	0.00	0.00	0.00	0.00	0.00	#Num!	0.00	0.00	0.00	0
LGE BLUE FROG RED	0.00	24.00	0.00	0.00	0.00	0.00	75.84	12.00	12.00	102.00	37.92	54.27%	102.00	0.00	0.00	0
LGE BUDEJOCICKY	0.00	120.00	0.00	0.00	0.00	0.00	230.40	95.00	25.00	142.50	48.00	58.57%	142.50	0.00	0.00	0
LGE BULMERS	0.00	264.00	0.00	0.00	0.00	0.00	480.48	200.00	64.00	364.80	116.48	60.73%	364.50	0.00	-0.30	0
LGE BULMERS PEAR	0.00	84.00	0.00	0.00	0.00	0.00	152.88	80.00	4.00	22.80	7.28	60.73%	22.80	0.00	0.00	0
LGE HILDEN HEADLE	0.00	24.00	0.00	0.00	0.00	0.00	45.60	20.00	4.00	24.00	7.60	61.05%	6.00	0.00	-18.00	-3
LGE HOFBRAU ORIG	0.00	120.00	0.00	0.00	0.00	0.00	196.80	127.00	-7.00	-42.00	-11.48	66.38%	0.00	0.00	42.00	7
LGE HOFBRAU WEIS	0.00	120.00	0.00	0.00	0.00	0.00	213.60	107.00	13.00	78.00	23.14	63.51%	60.00	0.00	-18.00	-3
LGE KOPPARBERG LI	0.00	45.00	0.00	0.00	0.00	0.00	72.00	44.00	1.00	6.00	1.60	67.20%	6.00	0.00	0.00	0
LGE KOPPERBERG M	0.00	45.00	0.00	0.00	0.00	0.00	72.00	41.00	4.00	20.00	6.40	60.64%	20.00	0.00	0.00	0
LGE KOPPERBERG P	0.00	45.00	0.00	0.00	0.00	0.00	67.50	43.00	2.00	11.40	3.00	67.63%	11.40	0.00	0.00	0
LGE KROMBACHER	0.00	96.00	0.00	0.00	0.00	0.00	184.32	96.00	0.00	0.00	0.00	#Num!	0.00	0.00	0.00	0
LGE PAULANER	0.00	40.00	0.00	0.00	0.00	0.00	78.00	30.00	10.00	57.00	19.50	57.92%	57.00	0.00	0.00	0
LGE PAULANER N/A	0.00	20.00	0.00	0.00	0.00	0.00	37.00	20.00	0.00	0.00	0.00	#Num!	0.00	0.00	0.00	0
LGE SCHNEIDER KRI	0.00	0.00	0.00	0.00	0.00	0.00	0.00	0.00	0.00	0.00	0.00	#Num!	0.00	0.00	0.00	0
LGE SCHNEIDER WEI	0.00	20.00	0.00	0.00	0.00	0.00	35.60	20.00	0.00	0.00	0.00	#Num!	0.00	0.00	0.00	0
LGE SPITFIRE	0.00	36.00	0.00	0.00	0.00	0.00	72.00	27.00	9.00	54.00	18.00	59.00%	54.00	0.00	0.00	0
LGE WHITSABLE OR	0.00	12.00	0.00	0.00	0.00	0.00	24.00	10.00	2.00	12.00	4.00	59.00%	12.00	0.00	0.00	0
LGE ZYWIEC	0.00	96.00	0.00	0.00	0.00	0.00	145.92	75.00	21.00	119.70	31.92	67.20%	119.70	0.00	0.00	0
<b>TOTAL</b>										<u>1044.20</u>	<u>339.96</u>					

Description	Open Stock	Purch /ases	FOC	Returns	Trans /In	Trans /Out	Purchase Value	Closing Stock	Move /ment	Retail Value	Cost of Sales	Gross %	Till	+Allow	Variance Retail	Var. Units
<b>Bottle Beers</b>																
L/N AFFLIGEM	0.00	24.00	0.00	0.00	0.00	0.00	32.40	19.00	5.00	25.00	6.75	66.79%	20.00	0.00	-5.00	-1
L/N ASAHI	0.00	120.00	0.00	0.00	0.00	0.00	153.60	116.00	4.00	20.00	5.12	68.51%	20.00	0.00	0.00	0
L/N BIRRA MORETTI	0.00	48.00	0.00	0.00	0.00	0.00	59.04	47.00	1.00	5.00	1.23	69.74%	0.00	0.00	-5.00	-1
L/N BROOKLYN	0.00	144.00	0.00	0.00	0.00	0.00	188.64	131.00	13.00	65.00	17.03	67.77%	60.00	0.00	-5.00	-1
L/N BULMERS	0.00	288.00	0.00	0.00	0.00	0.00	394.56	278.00	10.00	50.00	13.70	66.30%	50.00	0.00	0.00	0
L/N BULMERS LIGHT	0.00	168.00	0.00	0.00	0.00	0.00	230.16	159.00	9.00	45.00	12.33	66.30%	50.00	0.00	5.00	1
L/N BULMERS PEAR	0.00	168.00	0.00	0.00	0.00	0.00	255.36	164.00	4.00	20.00	6.08	62.61%	20.00	0.00	0.00	0
L/N BUTTE CREEK PA	0.00	48.00	0.00	0.00	0.00	0.00	85.44	43.00	5.00	28.50	8.90	61.59%	28.50	0.00	0.00	0
L/N COOPERS PALE	0.00	96.00	0.00	0.00	0.00	0.00	125.76	74.00	22.00	110.00	28.82	67.77%	110.00	0.00	0.00	0
L/N COOPERS SPAR	0.00	96.00	0.00	0.00	0.00	0.00	127.68	82.00	14.00	70.00	18.62	67.28%	70.00	0.00	0.00	0
L/N COORS LIGHT	0.00	216.00	0.00	0.00	0.00	0.00	231.12	184.00	32.00	160.00	34.24	73.68%	160.00	0.00	0.00	0
L/N CORONA EXTRA	0.00	624.00	0.00	0.00	0.00	0.00	636.48	436.00	188.00	940.00	191.76	74.91%	940.00	0.00	0.00	0
L/N FURSTENBURG	0.00	144.00	0.00	0.00	0.00	0.00	191.52	140.00	4.00	20.00	5.32	67.28%	20.00	0.00	0.00	0
L/N GORDON BIERSC	0.00	40.00	0.00	0.00	0.00	0.00	76.00	24.00	16.00	88.00	30.40	57.51%	88.00	0.00	0.00	0
L/N HEINEKIN	0.00	528.00	0.00	0.00	0.00	0.00	702.24	400.00	128.00	640.00	170.24	67.28%	620.00	5.70	-14.30	-3
L/N MILLER	0.00	192.00	0.00	0.00	0.00	0.00	192.00	157.00	35.00	175.00	35.00	75.40%	175.00	0.00	0.00	0
L/N PERONI	0.00	72.00	0.00	0.00	0.00	0.00	90.00	59.00	13.00	65.00	16.25	69.25%	65.00	0.00	0.00	0
L/N SAN MIGUEL	0.00	192.00	0.00	0.00	0.00	0.00	159.36	184.00	8.00	40.00	6.64	79.58%	40.00	0.00	0.00	0
L/N SINGHA	0.00	48.00	0.00	0.00	0.00	0.00	62.40	47.00	1.00	5.00	1.30	68.02%	0.00	0.00	-5.00	-1
L/N SMIRNOFF ICE	0.00	48.00	0.00	0.00	0.00	0.00	60.00	43.00	5.00	25.00	6.25	69.25%	25.00	0.00	0.00	0
L/N SOL	0.00	48.00	0.00	0.00	0.00	0.00	53.76	45.00	3.00	15.00	3.36	72.45%	15.00	0.00	0.00	0
L/N SPEAKEASY BIG	0.00	48.00	0.00	0.00	0.00	0.00	85.44	38.00	10.00	57.00	17.80	61.59%	57.00	0.00	0.00	0
L/N THERESIANER P	0.00	24.00	0.00	0.00	0.00	0.00	32.64	22.00	2.00	10.00	2.72	66.54%	10.00	0.00	0.00	0
L/N TIGER	0.00	120.00	0.00	0.00	0.00	0.00	145.20	101.00	19.00	95.00	22.99	70.23%	95.00	0.00	0.00	0



Description	Open Stock	Purch /ases	FOC	Returns	Trans /In	Trans /Out	Purchase Value	Closing Stock	Move /ment	Retail Value	Cost of Sales	Gross %	Till	+Allow	Variance Retail	Var. Units
<b>TOTAL</b>										<u>2773.50</u>	<u>662.85</u>					
<b>Non alcoholic</b>																
BOT GRENADINE	0.00	6.00	0.00	0.00	0.00	0.00	30.90	5.00	1.00	10.00	5.15	36.65%	10.00	0.00	0.00	0
LGE CORDIALS BLAC	0.00	12.00	0.00	0.00	0.00	0.00	13.80	12.00	0.00	0.00	0.00	#Num!	0.00	0.00	0.00	0
LGE CORDIALS LIME	0.00	12.00	0.00	0.00	0.00	0.00	13.80	11.40	0.60	1.80	0.69	52.85%	1.80	0.00	0.00	0
LGE CORDIALS ORA	0.00	12.00	0.00	0.00	0.00	0.00	12.12	10.40	1.60	4.80	1.62	58.59%	4.80	0.00	0.00	0
LGE FUNKIN LEMON	0.00	1.00	0.00	0.00	0.00	0.00	31.54	1.00	0.00	0.00	0.00	#Num!	0.00	0.00	0.00	0
LGE FUNKIN LIME	0.00	1.00	0.00	0.00	0.00	0.00	32.72	0.90	0.10	7.00	3.27	42.51%	7.00	0.00	0.00	0
LGE FUNKIN STRAW	0.00	1.00	0.00	0.00	0.00	0.00	42.22	0.80	0.20	14.00	8.44	25.81%	14.00	0.00	0.00	0
LGE JUICE-apple	0.00	12.00	0.00	0.00	0.00	0.00	7.80	2.60	9.40	23.50	6.11	68.02%	23.50	0.00	0.00	0
LGE JUICE-cranberry	0.00	12.00	0.00	0.00	0.00	0.00	7.80	5.10	6.90	17.25	4.49	68.02%	17.25	0.00	0.00	0
LGE JUICE-orange	0.00	24.00	0.00	0.00	0.00	0.00	15.60	4.80	19.20	48.00	12.48	68.02%	48.00	0.00	0.00	0
LGE JUICE-p/apple	0.00	12.00	0.00	0.00	0.00	0.00	7.80	3.00	9.00	22.50	5.85	68.02%	22.50	0.00	0.00	0
LGE JUICE-pomegian	0.00	0.00	0.00	0.00	0.00	0.00	0.00	0.70	-0.70	-1.75	-0.45	68.02%	0.00	0.00	1.75	1
LGE JUICE-tomoto	0.00	0.00	0.00	0.00	0.00	0.00	0.00	2.00	-2.00	-5.00	-1.30	68.02%	0.00	0.00	5.00	2
LGE WATER-perrier 7	0.00	36.00	0.00	0.00	0.00	0.00	34.56	8.00	28.00	154.00	26.88	78.53%	154.00	0.00	0.00	0
LGE WATER-vittel	0.00	24.00	0.00	0.00	0.00	0.00	23.04	6.00	18.00	99.00	17.28	78.53%	99.00	0.00	0.00	0
LGE-TESSERIER GO	0.00	4.00	0.00	0.00	0.00	0.00	15.96	2.40	1.60	16.00	6.38	50.92%	16.00	0.00	0.00	0
LGE-TESSERIER LIM	0.00	6.00	0.00	0.00	0.00	0.00	23.94	5.70	0.30	3.00	1.20	50.92%	0.00	0.00	-3.00	0
LGE-TESSERIER ROS	0.00	3.00	0.00	0.00	0.00	0.00	16.47	3.90	-0.90	-9.00	-4.94	32.47%	0.00	0.00	9.00	1
SML LUSCOMBE appl	0.00	12.00	0.00	0.00	0.00	0.00	12.48	12.00	0.00	0.00	0.00	#Num!	0.00	0.00	0.00	0
SML LUSCOMBE appl	0.00	8.00	0.00	0.00	0.00	0.00	8.00	7.00	1.00	3.00	1.00	59.00%	3.00	0.00	0.00	0
SML LUSCOMBE blue	0.00	8.00	0.00	0.00	0.00	0.00	9.36	8.00	0.00	0.00	0.00	#Num!	0.00	0.00	0.00	0
SML LUSCOMBE lime	0.00	8.00	0.00	0.00	0.00	0.00	9.36	8.00	0.00	0.00	0.00	#Num!	0.00	0.00	0.00	0

Description	Open Stock	Purch /ases	FOC	Returns	Trans /In	Trans /Out	Purchase Value	Closing Stock	Move /ment	Retail Value	Cost of Sales	Gross %	Till	+Allow	Variance Retail	Var. Units
SML LUSCOMBE rasp	0.00	8.00	0.00	0.00	0.00	0.00	9.28	8.00	0.00	0.00	0.00	#Num!	0.00	0.00	0.00	0
SML LUSCOMBE sicili	0.00	24.00	0.00	0.00	0.00	0.00	27.60	19.80	4.20	12.60	4.83	52.85%	12.60	9.00	9.00	3
SML LUSCOMBE st cl	0.00	12.00	0.00	0.00	0.00	0.00	13.80	11.80	0.20	0.60	0.23	52.85%	0.60	0.00	0.00	0
SML LUSCOMBE stra	0.00	8.00	0.00	0.00	0.00	0.00	9.36	8.00	0.00	0.00	0.00	#Num!	0.00	0.00	0.00	0
SML LUSCOMBE wild	0.00	24.00	0.00	0.00	0.00	0.00	28.08	22.30	1.70	5.10	1.99	52.03%	5.10	0.00	0.00	0
SML MIXER-bitter lem	0.00	96.00	0.00	0.00	0.00	0.00	40.32	94.00	2.00	4.00	0.84	74.17%	2.00	0.00	-2.00	-1
SML MIXER-fentimans	0.00	72.00	0.00	0.00	0.00	0.00	53.28	68.00	4.00	12.00	2.96	69.66%	12.00	0.00	0.00	0
SML MIXER-ginger	0.00	240.00	0.00	0.00	0.00	0.00	100.80	205.00	35.00	70.00	14.70	74.17%	68.00	0.00	-2.00	-1
SML MIXER-soda	0.00	240.00	0.00	0.00	0.00	0.00	100.80	135.00	105.00	210.00	44.10	74.17%	212.00	0.00	2.00	1
SML MIXER-tonic	0.00	1056.00	0.00	0.00	0.00	0.00	443.52	765.00	291.00	582.00	122.22	74.17%	586.00	0.00	4.00	2
SML MIXER-white	0.00	240.00	0.00	0.00	0.00	0.00	100.80	202.00	38.00	76.00	15.96	74.17%	76.00	0.00	0.00	0
SML RED BULL	0.00	480.00	0.00	0.00	0.00	0.00	523.20	409.00	71.00	284.00	77.39	66.48%	280.00	0.00	-4.00	-1
SML RED BULL-sugar	0.00	24.00	0.00	0.00	0.00	0.00	22.80	24.00	0.00	0.00	0.00	#Num!	0.00	0.00	0.00	0
SML SPLIT-coke	0.00	744.00	0.00	0.00	0.00	0.00	401.76	543.00	201.00	552.75	108.54	75.85%	552.75	0.00	0.00	0
SML SPLIT-coke diet	0.00	480.00	0.00	0.00	0.00	0.00	259.20	398.00	82.00	225.50	44.28	75.85%	225.50	0.00	0.00	0
SML SPLIT-fanta lemo	0.00	96.00	0.00	0.00	0.00	0.00	51.84	71.00	25.00	68.75	13.50	75.85%	68.75	0.00	0.00	0
SML SPLIT-fanta oran	0.00	96.00	0.00	0.00	0.00	0.00	51.84	59.00	37.00	101.75	19.98	75.85%	101.75	0.00	0.00	0
SML SPLIT-luozade	0.00	48.00	0.00	0.00	0.00	0.00	33.60	33.00	15.00	52.50	10.50	75.40%	52.50	0.00	0.00	0
SML SPLIT-sprite	0.00	648.00	0.00	0.00	0.00	0.00	349.92	593.00	55.00	151.25	29.70	75.85%	145.75	0.00	-5.50	-2
SML SPLIT-sprite zero	0.00	288.00	0.00	0.00	0.00	0.00	155.52	235.00	53.00	145.75	28.62	75.85%	145.75	0.00	0.00	0
SML WATER-perrier	0.00	72.00	0.00	0.00	0.00	0.00	43.20	69.00	3.00	7.50	1.80	70.48%	0.00	0.00	-7.50	-3
SML WATER-vittel	0.00	96.00	0.00	0.00	0.00	0.00	49.92	82.00	14.00	35.00	7.28	74.42%	35.00	0.00	0.00	0
<b>TOTAL</b>										<u>3005.15</u>	<u>643.56</u>					

Description	Open Stock	Purch /ases	FOC	Returns	Trans /In	Trans /Out	Purchase Value	Closing Stock	Move /ment	Retail Value	Cost of Sales	Gross %	Till	+Allow	Variance Retail	Var. Units
<b>Draught</b>																
KEG BULMERS 50ltr.	0.00	5.00	0.00	0.00	0.00	0.00	754.55	4.20	0.80	352.00	120.73	57.81%	352.00	20.00	20.00	4
KEG COORS 30ltr.	0.00	6.00	0.00	0.00	0.00	0.00	517.38	4.60	1.40	369.60	120.72	59.82%	369.60	45.00	45.00	9
KEG GUINNESS 50ltr.	0.00	10.00	0.00	0.00	0.00	0.00	1368.90	5.10	4.90	1940.40	670.76	57.48%	1,920.40	67.00	47.00	10
KEG HEINEKIN 50ltr.	0.00	15.00	0.00	0.00	0.00	0.00	2155.65	7.10	7.90	3476.00	1135.31	59.83%	3,476.00	25.00	25.00	5
KEG HILDEN BELFAS	0.00	3.00	2.00	0.00	0.00	0.00	375.00	3.00	2.00	880.00	0.00	100.00%	840.00	30.00	-10.00	-2
KEG PAULANER 30ltr.	0.00	4.00	0.00	0.00	0.00	0.00	375.48	0.80	3.20	844.80	300.38	56.27%	824.80	45.00	25.00	5
KEG PILSNER 50ltr.	0.00	2.00	2.00	0.00	0.00	0.00	250.00	3.10	0.90	396.00	0.00	100.00%	380.00	25.00	9.00	2
<b>TOTAL</b>										<u>8258.80</u>	<u>2347.90</u>					

<b>Spirits</b>																
AMR-CANADIAN CLU	0.00	2.00	0.00	0.00	0.00	0.00	37.10	2.00	0.00	0.00	0.00	#Num!	0.00	0.00	0.00	0
AMR-CHIVAS REGAL	0.00	6.00	0.00	0.00	0.00	0.00	169.56	6.00	0.00	0.00	0.00	#Num!	0.00	0.00	0.00	0
AMR-JACK DANIELS	0.00	12.00	0.00	0.00	0.00	0.00	249.96	8.50	3.50	317.49	72.90	71.76%	317.49	0.00	0.00	0
AMR-SOUTHERN CO	0.00	12.00	0.00	0.00	0.00	0.00	219.96	12.00	0.00	0.00	0.00	#Num!	0.00	0.00	0.00	0
AMR-WILD TURKEY 0	0.00	2.00	0.00	0.00	0.00	0.00	54.40	1.90	0.10	9.07	2.72	63.12%	9.07	0.00	0.00	0
APR-CAMPARI 0.7ltr.	0.00	2.00	0.00	0.00	0.00	0.00	29.66	2.00	0.00	0.00	0.00	#Num!	0.00	0.00	0.00	0
APR-MARTINI BIANC	0.00	4.00	0.00	0.00	0.00	0.00	29.44	4.00	0.00	0.00	0.00	#Num!	0.00	0.00	0.00	0
APR-MARTINI DRY 0.	0.00	4.00	0.00	0.00	0.00	0.00	29.44	3.90	0.10	4.34	0.74	79.13%	0.00	0.00	-4.34	-1
APR-MARTINI SWEET	0.00	4.00	0.00	0.00	0.00	0.00	29.44	4.00	0.00	0.00	0.00	#Num!	0.00	0.00	0.00	0
APR-PIMMS NO 1 0.7lt	0.00	4.00	0.00	0.00	0.00	0.00	185.00	3.70	0.30	26.62	13.87	35.89%	26.62	0.00	0.00	0
BRY-HENNESSY 0.7ltr	0.00	6.00	0.00	0.00	0.00	0.00	139.98	5.70	0.30	27.21	7.00	68.37%	27.21	0.00	0.00	0
GIN-BOMBAY 0.7ltr	0.00	4.00	0.00	0.00	0.00	0.00	80.48	3.20	0.80	86.77	16.10	77.18%	86.77	0.00	0.00	0
GIN-CDC 0.7ltr.	0.00	24.00	0.00	0.00	0.00	0.00	407.52	15.30	8.70	789.19	147.73	76.98%	789.19	0.00	0.00	0
GIN-TANQUARRY 0.7l	0.00	6.00	0.00	0.00	0.00	0.00	125.94	5.50	0.50	64.09	10.49	79.86%	64.09	0.00	0.00	0
PRT-QUINTA DA PEC	0.00	2.00	0.00	0.00	0.00	0.00	23.70	2.00	0.00	0.00	0.00	#Num!	0.00	0.00	0.00	0

Description	Open Stock	Purch /ases	FOC	Returns	Trans /In	Trans /Out	Purchase Value	Closing Stock	Move /ment	Retail Value	Cost of Sales	Gross %	Till	+Allow	Variance Retail	Var. Units
PRT-SANDEMAN 3* 0.	0.00	12.00	0.00	0.00	0.00	0.00	123.12	11.80	0.20	8.68	2.05	70.91%	8.68	0.00	0.00	0
PRT-TAYLORS FINE T	0.00	2.00	0.00	0.00	0.00	0.00	21.50	2.00	0.00	0.00	0.00	#Num!	0.00	0.00	0.00	0
RUM-BACARDI 0.7ltr.	0.00	12.00	0.00	0.00	0.00	0.00	198.96	10.70	1.30	117.93	21.55	77.52%	117.93	0.00	0.00	0
RUM-COCKSPUR 0.7lt	0.00	6.00	0.00	0.00	0.00	0.00	106.14	6.00	0.00	0.00	0.00	#Num!	0.00	0.00	0.00	0
RUM-HAVANA ANJOU	0.00	12.00	0.00	0.00	0.00	0.00	187.44	11.10	0.90	81.64	14.06	78.82%	81.64	0.00	0.00	0
RUM-HAVANA CLUB	0.00	12.00	0.00	0.00	0.00	0.00	241.20	12.00	0.00	0.00	0.00	#Num!	0.00	0.00	0.00	0
RUM-HAVANA CLUB	0.00	6.00	0.00	0.00	0.00	0.00	156.12	5.20	0.80	121.48	20.82	78.92%	121.48	0.00	0.00	0
RUM-MATUSALEM PL	0.00	12.00	0.00	0.00	0.00	0.00	231.96	11.40	0.60	54.43	11.60	73.79%	54.43	0.00	0.00	0
RUM-MATUSALEM S	0.00	34.00	0.00	0.00	0.00	0.00	685.44	33.40	0.60	54.43	12.10	72.66%	54.43	0.00	0.00	0
RUM-MORGANS SPIC	0.00	18.00	0.00	0.00	0.00	0.00	344.88	14.50	3.50	403.77	67.06	79.57%	403.77	0.00	0.00	0
RUM-SAGATIBA PUR	0.00	6.00	0.00	0.00	0.00	0.00	120.00	5.50	0.50	45.36	10.00	72.88%	45.36	0.00	0.00	0
SCO-BLACK & WHITE	0.00	2.00	0.00	0.00	0.00	0.00	38.98	2.00	0.00	0.00	0.00	#Num!	0.00	0.00	0.00	0
SCO-J WALKER BLAC	0.00	6.00	0.00	0.00	0.00	0.00	165.00	5.60	0.40	48.91	11.00	72.33%	48.91	0.00	0.00	0
SRY-BRISTOL CREA	0.00	2.00	0.00	0.00	0.00	0.00	18.86	2.00	0.00	0.00	0.00	#Num!	0.00	0.00	0.00	0
SRY-FINO CAMPO DE	0.00	12.00	0.00	0.00	0.00	0.00	49.92	12.00	0.00	0.00	0.00	#Num!	0.00	0.00	0.00	0
VOD-ABSOLUTE BLU	0.00	12.00	0.00	0.00	0.00	0.00	222.96	12.00	0.00	0.00	0.00	#Num!	0.00	0.00	0.00	0
VOD-ABSOLUTE KUR	0.00	6.00	0.00	0.00	0.00	0.00	120.42	6.00	0.00	0.00	0.00	#Num!	0.00	0.00	0.00	0
VOD-ABSOLUTE MAN	0.00	6.00	0.00	0.00	0.00	0.00	120.42	5.20	0.80	75.72	16.06	73.92%	75.72	0.00	0.00	0
VOD-ABSOLUTE PEA	0.00	6.00	0.00	0.00	0.00	0.00	120.42	5.80	0.20	18.93	4.01	73.92%	18.93	0.00	0.00	0
VOD-BELOW 42 HON	0.00	2.00	0.00	0.00	0.00	0.00	44.50	1.90	0.10	9.07	2.23	69.83%	9.07	0.00	0.00	0
VOD-BELOW 42 KIWI	0.00	1.00	0.00	0.00	0.00	0.00	22.25	1.00	0.00	0.00	0.00	#Num!	0.00	0.00	0.00	0
VOD-BELOW 42 ORIG	0.00	2.00	0.00	0.00	0.00	0.00	44.50	2.00	0.00	0.00	0.00	#Num!	0.00	0.00	0.00	0
VOD-BELOW 42 PAS	0.00	2.00	0.00	0.00	0.00	0.00	44.50	2.00	0.00	0.00	0.00	#Num!	0.00	0.00	0.00	0
VOD-GREY GOOSE 0.	0.00	2.00	0.00	0.00	0.00	0.00	67.18	1.80	0.20	37.47	6.72	77.95%	37.47	0.00	0.00	0
VOD-KETAL ONE 70cl	0.00	2.00	0.00	0.00	0.00	0.00	58.34	2.00	0.00	0.00	0.00	#Num!	0.00	0.00	0.00	0

Description	Open Stock	Purch /ases	FOC	Returns	Trans /In	Trans /Out	Purchase Value	Closing Stock	Move /ment	Retail Value	Cost of Sales	Gross %	Till	+Allow	Variance Retail	Var. Units
VOD-KETEL ONE CIT	0.00	1.00	0.00	0.00	0.00	0.00	29.17	1.00	0.00	0.00	0.00	#Num!	0.00	0.00	0.00	0
VOD-SKYY 0.7ltr.	0.00	60.00	0.00	0.00	0.00	0.00	1059.60	36.90	23.10	2095.45	407.95	76.05%	2,045.45	28.00	-22.00	-5
VOD-SKYY CITRUS 0.	0.00	12.00	0.00	0.00	0.00	0.00	229.92	12.00	0.00	0.00	0.00	#Num!	0.00	0.00	0.00	0
VOD-SMIRNOFF 0.7ltr	0.00	12.00	0.00	0.00	0.00	0.00	177.96	11.90	0.10	9.17	1.48	80.11%	9.17	0.00	0.00	0
WSK-BUSH BLACK 0.	0.00	3.00	0.00	0.00	0.00	0.00	64.98	3.00	0.00	0.00	0.00	#Num!	0.00	0.00	0.00	0
WSK-BUSH RED 0.7ltr	0.00	18.00	0.00	0.00	0.00	0.00	347.94	16.80	1.20	106.49	23.20	73.21%	116.49	0.00	10.00	2
WSK-JAMESON (12)yr	0.00	2.00	0.00	0.00	0.00	0.00	56.66	2.00	0.00	0.00	0.00	#Num!	0.00	0.00	0.00	0
WSK-JAMESON 0.7ltr.	0.00	12.00	0.00	0.00	0.00	0.00	251.64	9.60	2.40	236.64	50.33	73.84%	236.64	0.00	0.00	0
<b>TOTAL</b>										<u>4850.33</u>	<u>953.75</u>					

#### Liquers

LIQ-AMMERTO 0.7ltr.	0.00	18.00	0.00	0.00	0.00	0.00	234.54	17.30	0.70	69.02	9.12	83.75%	69.02	0.00	0.00	0
LIQ-BAILEYS 0.7ltr.	0.00	6.00	0.00	0.00	0.00	0.00	79.98	4.30	1.70	109.48	22.66	74.54%	40.46	4.50	-64.52	-14
LIQ-BUTTERSHOTS 0	0.00	6.00	0.00	0.00	0.00	0.00	81.90	6.00	0.00	0.00	0.00	#Num!	0.00	0.00	0.00	0
LIQ-CHAMBORD DEL	0.00	2.00	0.00	0.00	0.00	0.00	44.18	1.60	0.40	25.34	8.84	57.12%	25.34	0.00	0.00	0
LIQ-COINTREAU 0.7ltr	0.00	2.00	0.00	0.00	0.00	0.00	37.10	2.00	0.00	0.00	0.00	#Num!	0.00	0.00	0.00	0
LIQ-CRÈME DE BANA	0.00	6.00	0.00	0.00	0.00	0.00	78.18	6.00	0.00	0.00	0.00	#Num!	0.00	0.00	0.00	0
LIQ-CRÈME DE CACA	0.00	12.00	0.00	0.00	0.00	0.00	156.36	11.40	0.60	59.16	7.82	83.75%	59.16	0.00	0.00	0
LIQ-CRÈME DE CASS	0.00	6.00	0.00	0.00	0.00	0.00	67.98	5.90	0.10	9.86	1.13	85.87%	0.86	0.00	-9.00	-2
LIQ-CRÈME DE MENT	0.00	6.00	0.00	0.00	0.00	0.00	78.18	6.00	0.00	0.00	0.00	#Num!	0.00	0.00	0.00	0
LIQ-CURACO BLUE 0.	0.00	6.00	0.00	0.00	0.00	0.00	78.18	5.80	0.20	19.72	2.61	83.75%	19.72	0.00	0.00	0
LIQ-GOLDSLANGER 0	0.00	4.00	0.00	0.00	0.00	0.00	87.64	4.00	0.00	0.00	0.00	#Num!	0.00	0.00	0.00	0
LIQ-JAGEMEISTER 0.	0.00	36.00	0.00	0.00	0.00	0.00	569.88	24.20	11.80	1070.40	186.79	78.54%	1,070.40	0.00	0.00	0
LIQ-KAHULA 0.7ltr.	0.00	8.00	0.00	0.00	0.00	0.00	113.28	6.10	1.90	187.34	26.90	82.34%	187.34	0.00	0.00	0
LIQ-LAPPONIA BLUE	0.00	2.00	0.00	0.00	0.00	0.00	32.40	1.90	0.10	9.86	1.62	79.79%	0.00	0.00	-9.86	-2

Description	Open Stock	Purch /ases	FOC	Returns	Trans /In	Trans /Out	Purchase Value	Closing Stock	Move /ment	Retail Value	Cost of Sales	Gross %	Till	+Allow	Variance Retail	Var. Units
LIQ-LIMONE MELETTI	0.00	2.00	0.00	0.00	0.00	0.00	28.98	1.90	0.10	9.86	1.45	81.92%	9.86	0.00	0.00	0
LIQ-LUXADO MARAS	0.00	2.00	0.00	0.00	0.00	0.00	47.52	2.00	0.00	0.00	0.00	#Num!	0.00	0.00	0.00	0
LIQ-MALIBU 0.7ltr.	0.00	6.00	0.00	0.00	0.00	0.00	79.98	5.90	0.10	8.87	1.33	81.52%	8.87	0.00	0.00	0
LIQ-MOZART CHOCL	0.00	2.00	0.00	0.00	0.00	0.00	16.50	2.30	-0.30	-21.12	-2.47	85.59%	0.00	0.00	21.12	4
LIQ-PARTON SILVER	0.00	4.00	0.00	0.00	0.00	0.00	192.52	4.00	0.00	0.00	0.00	#Num!	0.00	0.00	0.00	0
LIQ-PATRON CITRON	0.00	6.00	0.00	0.00	0.00	0.00	159.96	5.00	1.00	126.72	26.66	74.12%	120.00	0.00	-6.72	-1
LIQ-PATRON XO 0.7ltr	0.00	3.00	0.00	0.00	0.00	0.00	91.89	2.20	0.80	118.32	24.50	74.53%	118.32	0.00	0.00	0
LIQ-POMEGIANTE 0.7	0.00	2.00	0.00	0.00	0.00	0.00	33.98	1.90	0.10	9.86	1.70	78.81%	0.00	0.00	-9.86	-2
LIQ-RASPBERRY 0.7lt	0.00	12.00	0.00	0.00	0.00	0.00	135.96	11.50	0.50	49.30	5.66	85.87%	50.00	0.00	0.70	0
LIQ-SAMBUCA TURC	0.00	12.00	0.00	0.00	0.00	0.00	180.00	10.40	1.60	157.76	24.00	81.29%	157.76	0.00	0.00	0
LIQ-SAMBUCA VACC	0.00	3.00	0.00	0.00	0.00	0.00	60.00	3.00	0.00	0.00	0.00	#Num!	0.00	0.00	0.00	0
LIQ-SCHNAPPS 0.7ltr.	0.00	6.00	0.00	0.00	0.00	0.00	79.98	6.00	0.00	0.00	0.00	#Num!	0.00	0.00	0.00	0
LIQ-ST GERMAIN 0.70	0.00	4.00	0.00	0.00	0.00	0.00	107.12	4.00	0.00	0.00	0.00	#Num!	0.00	0.00	0.00	0
LIQ-TEQUILA XXX gol	0.00	7.00	0.00	0.00	0.00	0.00	145.81	6.40	0.60	59.16	12.50	74.02%	60.00	0.00	0.84	0
LIQ-XANTE PEAR 70	0.00	2.00	0.00	0.00	0.00	0.00	39.00	1.90	0.10	9.86	1.95	75.67%	9.85	0.00	-0.01	0
LIQ-ZZ-COCKTAIL SU	0.00	0.00	0.00	0.00	0.00	0.00	0.00	0.00	0.00	0.00	0.00	#Num!	0.00	0.00	0.00	0
<b>TOTAL</b>										<u>2088.78</u>	<u>364.78</u>					

### Wines

B-1/2 BAUMARD COT	0.00	12.00	0.00	0.00	0.00	0.00	88.80	10.50	1.50	40.50	11.10	66.29%	40.50	0.00	0.00	0
B-1/2 CH JOLYS JURA	0.00	6.00	0.00	0.00	0.00	0.00	53.58	6.00	0.00	0.00	0.00	#Num!	0.00	0.00	0.00	0
B-ALKOOMI CHARDO	0.00	36.00	0.00	0.00	0.00	0.00	316.08	35.10	0.90	27.00	7.90	64.00%	27.00	0.00	0.00	0
B-DIVA CHENIN BLAN	0.00	36.00	0.00	0.00	0.00	0.00	306.00	34.50	1.50	43.50	12.75	63.95%	43.50	0.00	0.00	0
B-DONA ROSA ALBA	0.00	24.00	0.00	0.00	0.00	0.00	255.12	21.00	3.00	105.00	31.89	62.64%	105.00	0.00	0.00	0
B-FORNAS PINOT GR	0.00	60.00	0.00	0.00	0.00	0.00	444.60	41.90	18.10	434.40	134.12	62.02%	434.40	0.00	0.00	0

Description	Open Stock	Purch /ases	FOC	Returns	Trans /In	Trans /Out	Purchase Value	Closing Stock	Move /ment	Retail Value	Cost of Sales	Gross %	Till	+Allow	Variance Retail	Var. Units
B-GOUGENHEIM TOR	0.00	24.00	0.00	0.00	0.00	0.00	178.80	22.00	2.00	50.00	14.90	63.35%	50.00	0.00	0.00	0
B-HAUT GARRIGA SE	0.00	36.00	0.00	0.00	0.00	0.00	263.16	34.40	1.60	41.60	11.70	65.42%	41.60	0.00	0.00	0
B-KREMSER GOLDBE	0.00	36.00	0.00	0.00	0.00	0.00	298.80	32.20	3.80	117.80	31.54	67.07%	117.80	0.00	0.00	0
B-KREMSER KREMSL	0.00	36.00	0.00	0.00	0.00	0.00	307.08	32.00	4.00	128.00	34.12	67.21%	128.00	0.00	0.00	0
B-PADDY BORTHWIC	0.00	60.00	1.00	0.00	0.00	0.00	531.00	47.80	13.20	435.60	107.97	69.51%	435.60	0.00	0.00	0
B-PANUL SAUVIGNO	0.00	72.00	0.00	0.00	0.00	0.00	414.72	30.90	41.10	780.90	236.74	62.71%	535.00	212.50	-33.40	-2
B-PETIT CHABLIS DO	0.00	36.00	0.00	0.00	0.00	0.00	357.84	32.60	3.40	115.60	33.80	64.04%	115.60	0.00	0.00	0
B-RUEDS VERDJO FR	0.00	48.00	12.00	0.00	0.00	0.00	355.20	44.80	15.20	334.40	23.68	91.29%	334.40	0.00	0.00	0
champ-BOLLINGER S	0.00	12.00	0.00	0.00	0.00	0.00	232.20	9.60	2.40	165.60	46.44	65.51%	165.60	0.00	0.00	0
champ-CHARPENTIE	0.00	18.00	0.00	0.00	0.00	0.00	448.74	8.10	9.90	584.10	246.81	48.03%	584.10	0.00	0.00	0
champ-PROSECCO M	0.00	36.00	1.00	0.00	0.00	0.00	340.20	29.60	7.40	236.80	60.48	68.59%	236.80	0.00	0.00	0
R-CAMPOS DE LUZ G	0.00	48.00	0.00	0.00	0.00	0.00	277.44	42.60	5.40	129.60	31.21	70.38%	129.60	0.00	0.00	0
R-CATALUNYA VINA	0.00	60.00	0.00	0.00	0.00	0.00	333.00	40.10	19.90	437.80	110.45	68.97%	437.80	0.00	0.00	0
R-CIU CIU BACCHUS	0.00	48.00	0.00	0.00	0.00	0.00	344.16	40.70	7.30	189.80	52.34	66.08%	189.80	0.00	0.00	0
R-DIVA SANGIOVESE	0.00	36.00	0.00	0.00	0.00	0.00	353.88	29.60	6.40	204.80	62.91	62.22%	204.80	0.00	0.00	0
R-DOMAINE DE LA CI	0.00	36.00	12.00	0.00	0.00	0.00	316.08	37.40	10.60	307.40	0.00	100.00%	307.40	0.00	0.00	0
R-DOMAINE YANN C	0.00	48.00	0.00	0.00	0.00	0.00	621.60	36.10	11.90	416.50	154.11	54.49%	416.50	0.00	0.00	0
R-GOUGENHEIM MAL	0.00	84.00	0.00	0.00	0.00	0.00	722.40	72.00	12.00	336.00	103.20	62.22%	336.00	0.00	0.00	0
R-LA EMPERATRIZ RI	0.00	60.00	0.00	0.00	0.00	0.00	444.00	41.80	18.20	455.00	134.68	63.59%	455.00	0.00	0.00	0
R-LES HAUTES DU M	0.00	24.00	0.00	0.00	0.00	0.00	217.20	20.00	4.00	120.00	36.20	62.89%	100.00	0.00	-20.00	-1
R-PADDY BORTHWIC	0.00	24.00	1.00	0.00	0.00	0.00	226.80	15.40	9.60	307.20	81.27	67.46%	307.20	0.00	0.00	0
R-PUY CASTERA CAB	0.00	36.00	0.00	0.00	0.00	0.00	221.40	33.60	2.40	91.20	14.76	80.09%	91.20	0.00	0.00	0
R-SIMONE JOSEPH S	0.00	108.00	0.00	48.00	0.00	0.00	1107.00	45.40	14.60	277.40	149.65	33.64%	175.50	200.00	98.10	5
Z-DOMAINE DE LA CI	0.00	24.00	0.00	0.00	0.00	0.00	168.00	22.00	2.00	50.00	14.00	65.56%	50.00	0.00	0.00	0

Description	Open Stock	Purchases	FOC	Returns	Trans /In	Trans /Out	Purchase Value	Closing Stock	Move /ment	Retail Value	Cost of Sales	Gross %	Till	+Allow	Variance Retail	Var. Units
<b>TOTAL</b>										<u>6963.50</u>	<u>1990.70</u>					
<b>Open Key</b>																
OPEN KEY	0.00	0.00	0.00	0.00	0.00	0.00	0.00	0.00	0.00	0.00	0.00	#Num!	25.00	0.00	25.00	1
<b>TOTAL</b>										<u>0.00</u>	<u>0.00</u>					